

**Series 6, built-in fridge with freezer section, 177.5 x 56 cm, flat hinge KIL82AFF0**



**Included accessories**

3 x egg tray  
1 x ice cube tray



**The refrigerator with A+++ rating, VitaFresh plus Box and TouchControl: especially efficient - keeps your fruits and vegetables vitamin-rich and fresh up to twice as long.**

- **LED interior light:** Illuminates the refrigerator evenly and glare-free, and lasts for its entire life.
- **EasyAccess Shelf:** retractable glass shelf for convenient loading and unloading and a perfect view.
- **VarioShelf:** space for bottles and bowls with sectioned glass shelves that can be separated and slid underneath.
- **Super Cooling function:** cools new food placed inside faster, thus protecting already cooled food.

**Technical Data**

Gross weight: 147.000 lbs  
Energy Efficiency Class (Regulation (EU) 2017/1369): F  
Average annual energy consumption in kilowatt hour per year (kWh/a) (EU) 2017/1369: 222 kWh/annum  
Sum of volume of frozen compartments (EU 2017/1369): 34 l  
Sum of volume of chill compartments (EU 2017/1369): 252 l  
Airborne acoustical noise emissions (EU 2017/1369): 36 dB(A) re 1 pW  
Airborne acoustical noise emission class (EU 2017/1369): C  
Built-in / Free-standing: Built-in  
Number of compressors: 1  
Number of independent cooling systems: 1  
Width of the appliance: 558 mm  
Height: 1772 mm  
Depth of the product: 545 mm  
Net weight: 61.6 kg  
Required niche size for installation (HxWxD): 1775.0 x 560 x 550 mm  
Door panel options: Not possible  
Door hinge: Right reversible  
Number of Adjustable Shelves in fridge compartment: 4  
Shelves for Bottles: No  
Frost free system: No  
Interior ventilator: No  
Reversible Door Hinge: Yes  
Length electrical supply cord: 230 cm  
Noise level: 36 dB(A) re 1 pW  
Multi-Flow Air Tower: No  
Economy setting: No  
Cold technology: 1 compressor/1 cold circuit  
Fast cooling switch: Yes  
Temperature Controlled Drawer: No  
Humidity Control Drawer: Yes  
Number of Door Bins - Refrigerator: 4  
Door bin adjustability - Refrigerator: No  
Tilt-out door bins in fridge: Yes  
Gallon wide door bins: Yes  
Number of Gallon storage: 2  
No. of shelves in fridge: 5  
Motorized Shelf: No  
Material of the shelves: Glas, plastic  
Door opened indicator freezer: No  
Connection Rating: 90 W  
Fuse protection: 10 A  
Voltage: 220-240 V  
Frequency: 50 Hz  
Storage Period in Event of Power Failure (h): 16 h  
Approval certificates: CE, VDE  
Main colour of product: N/A  
Door panel options: Not possible  
Installation typology: Full-integrated  
Noise level: 36 dB(A) re 1 pW  
Energy Star Qualified: No  
Plug type: Gardy plug w/ earthing

**Series 6, built-in fridge with freezer section,  
177.5 x 56 cm, flat hinge  
KIL82AFF0**

**The refrigerator with A+++ rating, VitaFresh plus Box and TouchControl: especially efficient - keeps your fruits and vegetables vitamin-rich and fresh up to twice as long.**

**Environment and Safety**

**Installation**

**General Information**

**Performance and consumption**

**Design and Styling**

- LED interior light in fridge section

**Convenience & Safety**

- 7 segment electronic control
- FreshSense - constant temperature by intelligent sensor technology
- Automatic defrost in fridge section
- Acoustic open door warning system

**Fridge Compartment**

- 5 safety glass shelves (4 height adjustable), of which 1 x VarioShelf divisible and pushed under shelf, 1 x extendable EasyAccess shelf
- 5 door bins, there of 1x dairy compartment

**Freshness System**

- 1 VitaFresh plus drawer on telescopic rails with humidity control - Fruits and vegetables retain vitamins and stay fresh up to 2 times longer.  
Vegetable container on telescopic rails

**Freezer Section**

- 1hinged freezer compartment
- Ice compartment suited for Pizzas

**Dimensions**

- Dimensions ( H x W x D): 177.2 cm x 55.8 cm x 54.5 cm
- Niche Dimension (H x W x D): 177.5 cm x 56.0 cm x 55.0 cm

**Technical Information**

- Door right hinged, reversible
- Connected load: 90 W
- Nominal voltage: 220 - 240 V

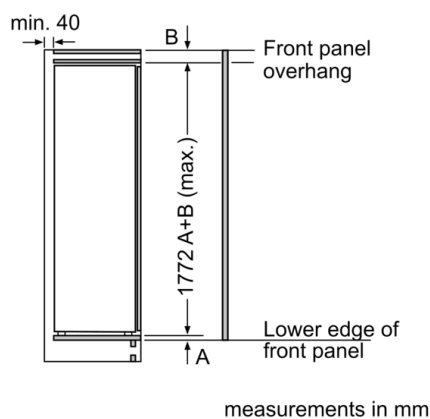
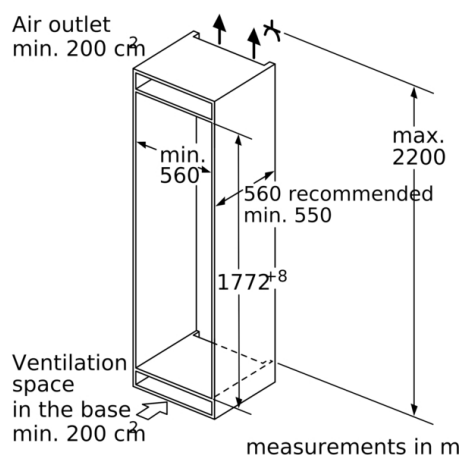
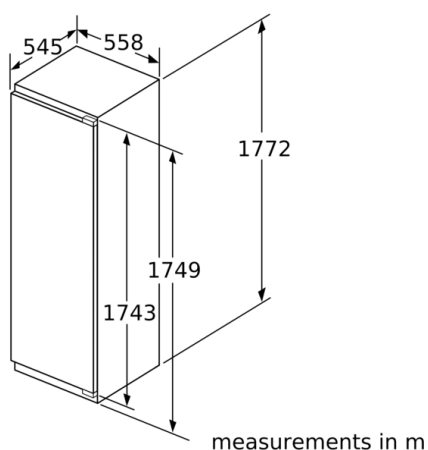
**Accessories**

- egg tray  
ice cube tray
- bottle holder

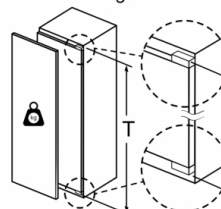
**Country Specific Options**

- Based on the results of the standard 24-hour test. Actual consumption depends on usage/position of the appliance.

## Series 6, built-in fridge with freezer section, 177.5 x 56 cm, flat hinge KIL82AFF0



Maximal permissible weight of the unit fronts



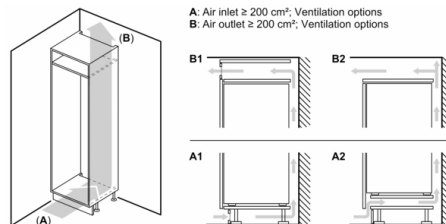
Fitted kitchen unit doors that exceed the permissible weight may cause damage and result in functional impairment of the hinges.

T: Includes height of appliance door	undamped hinge,	damped hinge,
Hinges in mm:	Door in kg:	Door in kg:
1500-1750	22	22

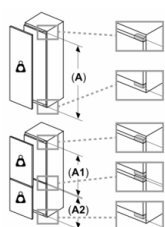
measurements in mm  
Recommended gap dimensions for flat hinges

F	R	X
16-19	0-3	2.5
20	0-1	3
21	0-1	3
22	2-3	2.5
	0	4
	1	3.5
	2-3	3

The gap dimensions recommended in the table must be adhered to in order to ensure that appliance doors do not collide with anything when they are opened, and to avoid causing damage to kitchen units.



## Series 6, built-in fridge with freezer section, 177.5 x 56 cm, flat hinge KIL82AFF0



### Maximal permissible weight of the unit fronts

Fitted unit fronts that exceed the permissible weight may cause damage and result in functional impairment of the hinges

**Δ** Weight

**A:** Appliance door height including hinges in mm

**B:** Undamped hinge, unit front in kg

**C:** Damped hinge, unit front in kg

A	B	C
1500-1750	22	22
720-1400	19	19
<b>A1</b>	15	19
<b>A2</b>	15	19