


Series 4, Induction hob with integrated ventilation system, 80 cm PIE811B15E

B



Included accessories

1 x Clean Air Standard odor filter

The induction hob with integrated ventilation module: combines induction with ventilation technology for perfect results.

- **TouchSelect:** Selection of the desired cooking zone and easy setting of the desired power level.
- **PowerBoost:** Up to 50% more power for faster heating.
- If you turn off the cooktop it saves the last selected setting for a short time. If the cooktop is switched off within a short time again the former settings are still available.
- **Timer with switch-off function:** Turns off the assigned cooking zone after the set time.
- **ChildLock:** locks the control panel to prevent accidental changes in settings.

Technical Data

Gross weight : 31.0 kg

Product name/family : Cooking zone ceramic

Construction type : Built-in

Energy input : Electric

Required niche size for installation (HxWxD) : 223 x 750-750 x 490-500 mm

Width of the appliance : 802 mm

Dimensions : 223 x 802 x 522 mm

Dimensions of the packed product (HxWxD) : 430 x 940 x 660 mm

Net weight : 26.2 kg

Gross weight : 31.0 kg

Residual heat indicator : Separate

Location of control panel : Hob front

Basic surface material : Ceramic

Color of surface : Black

Approval certificates : CE, VDE

Length electrical supply cord : 110 cm

Sealed Burners : No

heating with booster : All

Power of heating element (kW) : 2.2 kW

Power of 3rd heating element (kW) : 1.8 kW

Power of 5th heating element (kW) : 1.8 kW

Power of 3rd heating element (kW in boost) : [3.1] kW

Maximum output air extraction : 500 m³/h

Boost position output recirculating : 600.0 m³/h

Maximum output recirculating air : 555 m³/h

Boost position air extraction : 622 m³/h

Noise level : 69 dB(A) re 1 pW

Odour filter : No

Operating Mode : Convertible

Delay Shut off modes : 30 min

Electrical connection rating : 7400 W

Voltage : 220-240/380-415 V

Frequency : 50; 60 Hz

Main colour of product : Black

Approval certificates : CE, VDE

Length electrical supply cord : 110 cm

Required niche size for installation (HxWxD) : 223 x 750-750 x 490-500 mm

Dimensions : 223 x 802 x 522 mm

Dimensions of the packed product (HxWxD) : 430 x 940 x 660 mm

Net weight : 26.2 kg



4 242005 250271

Series 4, Induction hob with integrated ventilation system, 80 cm PIE811B15E

The induction hob with integrated ventilation module: combines induction with ventilation technology for perfect results.

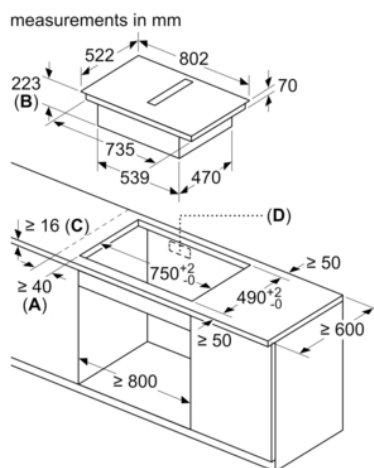
Integrated ventilation downdraft system

- Induction cooktop with fully integrated high-performance downdraft extractor.
- Suitable for ducted or recirculated extraction configuration (incl. differentiated software modes). Respective mandatory installation accessories required:
- Aesthetically integrated fully flush air intake design with floating, heat resistant glass ceramics element for free movement and placement of cookware.
- Automatic switch-on of ventilation system when a cooking zone is used.
- Automatic delayed shut-off after cooking to erase residual odors after cooking (in specific ultra low-noise fan level, 12min in ducted extraction, 30min in recirculated extraction, can be shut-off manually).
- Fully manual control possible via TouchSelect.
- High-performance, low-noise blower with energy-efficient BLDC-technology. High extraction rates at very low noises with pleasant noise frequencies through psycho-acoustically and aerodynamically optimized interior with enclosed, non-visible blower. Highly pressuredrop resistant even with longer and more complex ductings.
- Easy-to-detach and easy-to-clean grease filter and liquid collector unit:
- Convenient one-hand removal of unit via floating glass ceramics handle.
- Integrated, large-scale, high performance stainless-steel grease filters with 12 filtration layers and one black top layer for enhanced aesthetical integration. Grease filtration efficiency of 94 %.
- All parts of the unit are easy-to-clean, fully dishwasher safe and heat resistant.
- (Upper) Liquid collector unit with 200ml of capacity for standard accidental spillages or cooking condensate.
- Powerful drainage system for spillages that exceed 200ml of liquids.
- Liquid safety collector with additional capacity of 700ml for more severe accidental situations. Dishwasher safe. Easily accessible and detachable from below.
- Overall capturing capacity of 900ml (200ml + 700ml).
- Watertight blower system.
- Ventilation system performance:
 - Extraction performance in ducted extraction (according to EN 61591): min. normal setting 330 m3/h , max. normal setting 500 m3/h , max. Boost-/Intensive setting 622 m3/h .
 - Extraction performance in recirculated extraction (according to EN 61591): min. normal setting 276 m3/h , max. normal setting 460 m3/h , max. Boost-/Intensive setting 600 m3/h.
 - Noise level in ducted extraction (Sound power level according to EN 60704-3): min. normal setting 61 dB re 1 pW, max. normal setting 69 dB re 1 pW, max. Boost-/Intensive setting 74 dB re 1 pW.
 - Noise level in recirculated extraction (Sound power level according to EN 60704-3.): min. normal setting 56 dB re 1 pW, max. normal setting 68 dB re 1 pW, max. Boost-/Intensive setting 72 dB re 1 pW.
 - Grease filter efficiency (according to EN 61591) 94 %.
 - Consumption data and energy efficiency (according to Regulation (EU) No 65/2014):
 - Energy Efficiency Class: B (at a range of energy efficiency classes from A+++ to D).
 - Fluid Dynamic Efficiency: A .
 - Average energy consumption: 57 .
 - Grease filtration efficiency class: B .
 - Noise min. normal setting & max. normal setting: 61 dB & 69 dB .
 - 2 x 2 battery of directly integrated, high-performance cleanAir odor filters (in recirculation configuration).
 - Optimized odor reduction performance for cooking applications with complex odor molecules (e.g. fish).
 - Large scale filter surface with high odor reduction capabilities.
 - Lifetime of 360 hours of cooking (non-regenerative).
 - Low-noise filters with optimized psycho-acoustics.
 - Easy-to-access and easy-to-remove from above.
 - Replenishment cleanAir filter set HEZ9VRCR0.
 - For ducted extraction configuration: 2 x 2 Battery of directly integrated, high-performance low-noise acoustic filters for significantly lower noise and improved psycho-acoustics.

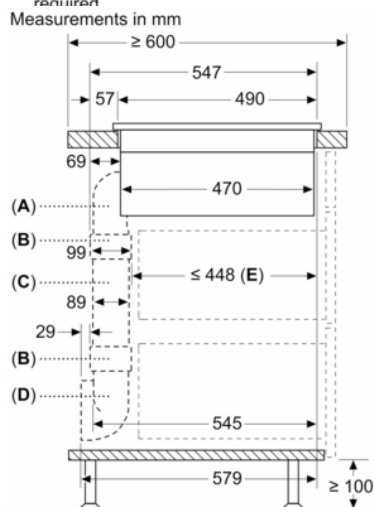
Planning & installation notes

- Suitable for ducted or recirculated extraction installations.
Respective mandatory installation accessories required:
- - HEZ9VEDU0 for ducted extraction.
- - HEZ9VRPD0 for fully ducted and partly-ducted recirculation with cleanAir odor filters. Starter kit HEZ9VRUD0 for unducted recirculation with cleanAir odor filters.
- Planning suggestions:
- - Installation is possible in island as well as wall oriented configurations.
- - The product complies with the Needle Flame Test (according to IEC 60695-5-11), the V2 flammability class (according to UL94) and the B1 building material class (DIN 4102-1). The starter kit HEZ9VRUD0 for unducted recirculation complies with these standards as well.
- - The max. immersion depth is 223mm below glass for top mounted appliances and 227mm for flush installed appliances.
- - The appliance must be freely accessible from below (i.e. for accessing the lower liquid safety collector).
- - No false floor is necessary below the cooktop with integrated downdraft ventilation system. The drawers and/or shelves in the floor unit must be removable. The backpanel of the floor unit can be kept - only a cut-out for the air outlet is needed (position and size can be taken from the installation instructions).
- - The "Plug 'n Play" starter kit HEZ9VRUD0 for unducted recirculation requires a vertical aperture of min. 25mm behind the backpanel of the furniture. Suggested for ideal performance are 50mm.
- - The minimum worktop thickness is 16mm for top mounted and flush installed appliances with the standard installation system. Installation in even thinner worktops is also possible with the spare part: content 626792.
- - The overall appliance weight is 26kg - the bearing capacity and stability, in the case of very thin worktops in particular, must be supported using suitable substructures. The overall appliance weight and the worktop manufacturer's structural integrity specifications are to be taken into account.
- - For partly ducted and unducted recirculation extraction installations, a return-flow aperture of $\geq 400\text{cm}^2$ is to be respected in the plinth area. The aperture can be realized via outlet grids, lamella grids or subtly shortened plinths depending on the assortment of the kitchen furniture manufacturer.
- - The air outlet on the backside of the appliance can directly be accessed with a male flat duct element (DN 150).
- - The pressuredrop resistant blower allows longer and more complex ductings up to 8m with three 90° bows while keeping sufficient performance.
- - When installing a ventilation hood with ducted extraction and a chimney-vented fireplace, the power supply line of the appliance needs a suitable safety switch. This is not required for configurations in recirculated extraction.
- - In ducted extraction configuration a one-way flap (or backflow trap) with a maximum opening pressure of 65Pa should be installed.

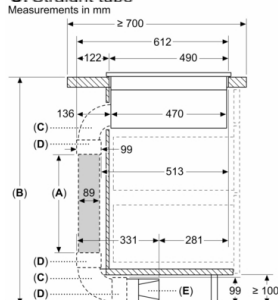
Series 4, Induction hob with integrated ventilation system, 80 cm PIE811B15E



- A:** Minimum distance from the hob cut-out to the wall
B: Recessing depth
C: The worktop into which the hob is installed must withstand loads of approx. 60kg; suitable substructures must be used if required



- A:** 90° S-size bow
B: Connector sleeves
C: Straight tube

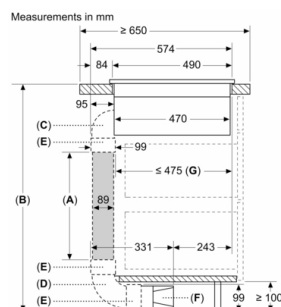
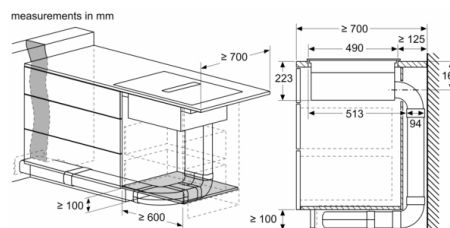
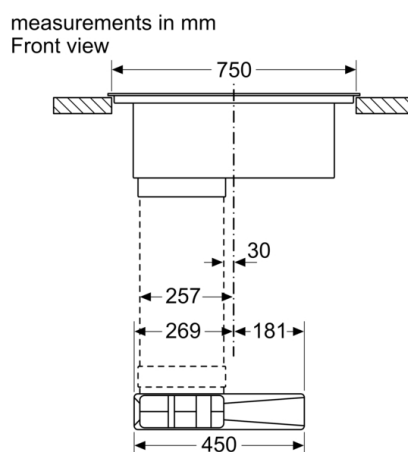


A: Tube length
B: Kitchen height
C: 90° L-size bows
D: Connector sleeves
E: Diffuser

Ducting kit available for ≥ 700 mm depth worktops and up to 960 mm height

The installer has to select the tube length and if necessary cut it according to the kitchen height

A	B
500	≤ 960
1000	> 960

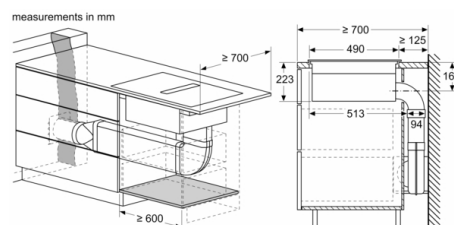
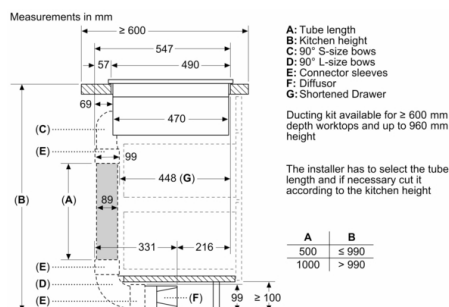


- A:** Tube length
B: Kitchen height
C: 90° M-size bows
D: 90° L-size bows
E: Connector sleeves
F: Diffuser
G: Shortened Drawer

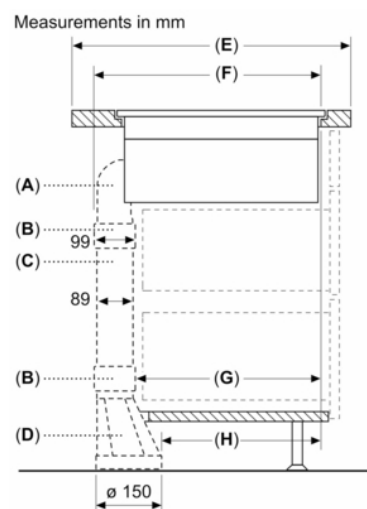
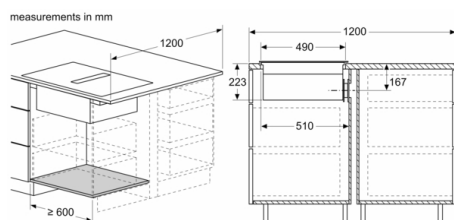
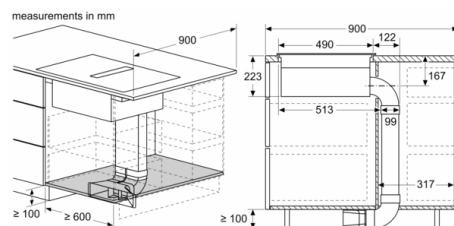
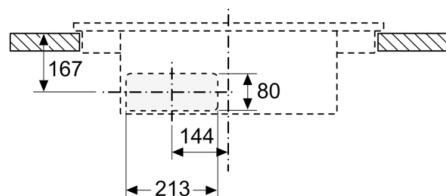
The installer has to select the tube length and if necessary cut it according to the kitchen height

A	B
500	≤ 940
1000	> 940

Series 4, Induction hob with integrated ventilation system, 80 cm PIE811B15E

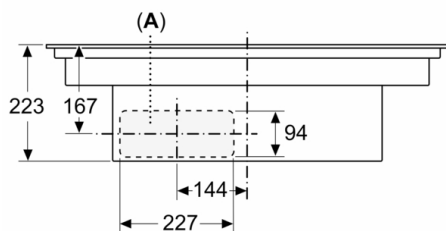


measurements in mm
Front view – unit cut-out
for unducted recirculation



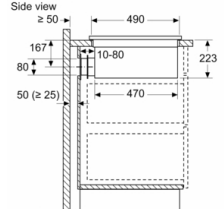
Series 4, Induction hob with integrated ventilation system, 80 cm PIE811B15E

measurements in mm
Front view



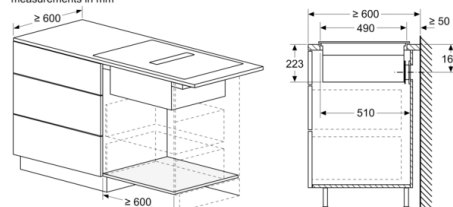
A: Connected directly at the rear

measurements in mm

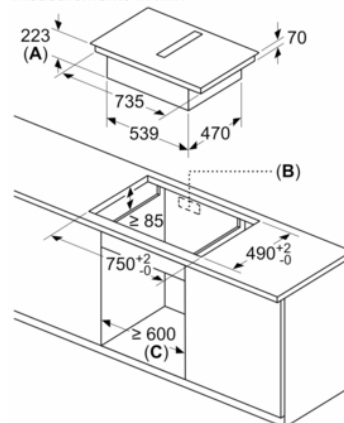


When installing directly against outer walls that are not insulated ($\mu \geq 0.5 \text{ W/m}^2\text{°C}$), we recommend using partially or fully ducted recirculation configurations.

measurements in mm



measurements in mm



- A:** Recess depth
- B:** Cut-out in back panel required for pipework.
Exact size and position can be taken from specific drawing.
- C:** All 80 cm width class models can be installed in 60 cm wide furniture by adjusting the side panels.

measurements in mm

