

**Series 6, built-under freezer, 82 x 59.8 cm, soft close flat hinge  
GUD15ADF0**



**The freezer with 3 transparent freezer drawers and SuperFreezing: freezes new items placed inside even faster.**

**Technical Data**

Energy Efficiency Class (Regulation (EU) 2017/1369): F  
Average annual energy consumption in kilowatt hour per year (kWh/a) (EU) 2017/1369: 224 kWh/annum  
Sum of volume of frozen compartments (EU 2017/1369): 106 l  
Airborne acoustical noise emissions (EU 2017/1369): 38 dB(A) re 1 pW  
Airborne acoustical noise emission class (EU 2017/1369): C  
Product category: Upright freezer  
Built-in / Free-standing: Built-in  
Frost free system: No  
Climate class: SN-ST  
Door panel options: Possible but accessory  
Width of the appliance: 598 mm  
Depth of the product: 548 mm  
Dimensions of the packed product (HxWxD): 890 x 620 x 670 mm  
Warning signal / malfunction: visual and audible  
Defrost process: manual  
Cover door installation system: Fixed-mounted  
Number of drawers/baskets (Stck): 3  
Number of freezing flaps (Stck): 0  
Lockable door: No  
Thermometer freeze section: Analog  
Light: No  
Length electrical supply cord: 230 cm  
Door hinge: Right reversible  
Net weight: 37.1 kg  
Gross weight: 40.0 kg  
Multi-Flow Air Tower: No  
Number of compressors: 1  
Number of independent cooling systems: 1  
Economy setting: No  
Fast freezing switch: Yes  
Door bin adjustability - Freezer: No  
Tilt-out door bins in freezer: No  
Door bin adjustability - Freezer: No  
Reversible Door Hinge: Yes  
Connection Rating: 90 W  
Fuse protection: 10 A  
Frequency: 50 Hz  
Approval certificates: CE, Ukraine, VDE  
Main colour of product: N/A  
Door panel options: Possible but accessory  
Installation typology: Built-under  
Noise level: 38 dB(A) re 1 pW  
Energy Star Qualified: No  
Approval certificates: CE, Ukraine, VDE  
Plug type: Garty plug w/ earthing  
Required cutout/niche size for installation (in): x x  
Dimensions of the packed product: 35.03 x 26.37 x 24.40  
Net weight: 82.000 lbs  
Gross weight: 88.000 lbs

**Included accessories**

1 x ice cube tray



4 242005 126613

## **Series 6, built-under freezer, 82 x 59.8 cm, soft close flat hinge GUD15ADF0**

**The freezer with 3 transparent freezer  
drawers and SuperFreezing: freezes new  
items placed inside even faster.**

---

### **Special Accessories**

- KFZ10AX0, KUZ20SX0

### **Performance and consumption**

#### **Design and Styling**

- Combined to Fridge/Freezer combination

#### **Convenience & Safety**

- Flat hinge
- Electromechanical temperature control
- Visual / acoustic
- Super Freezing: manual activation

#### **Freezer Section**

- 3 transparent freezer drawers

#### **Dimensions**

- Dimensions ( H x W x D): 82.0 cm x 59.8 cm x 54.8 cm
- Niche Dimension (H x W x D): 82.0 cm x 60.0 cm x 55.0 cm

#### **Technical Information**

- Door right hinged, reversible
- Connected load: 90 W
- Nominal voltage: 220 - 240 V

#### **Accessories**

- ice cube tray

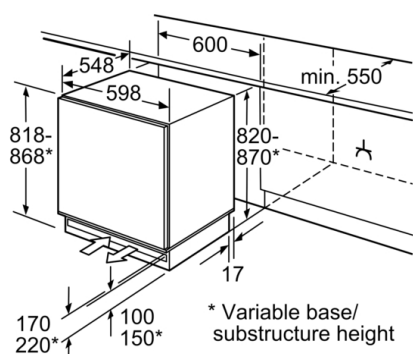
#### **Country Specific Options**

- Based on the results of the standard 24-hour test. Actual consumption depends on usage/position of the appliance.

#### **Environment and Safety**

#### **Installation**

## Series 6, built-under freezer, 82 x 59.8 cm, soft close flat hinge GUD15ADF0

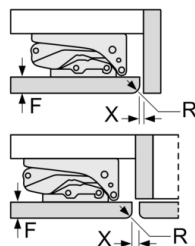


Space for electrical connection next to the appliance on the left or right-hand side.  
Ventilation space in the base.

measurements in mm

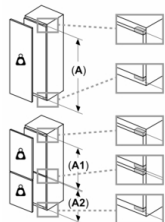
measurements in mm

Recommended gap dimensions for flat hinges



F	R	X
16-19	0-3	2.5
20	0-1	3
	2-3	2.5
21	0-1	3
	2-3	2.5
22	0	4
	1	3.5
	2-3	3

The gap dimensions recommended in the table must be adhered to in order to ensure that appliance doors do not collide with anything when they are opened, and to avoid causing damage to kitchen units.



### Maximal permissible weight of the unit fronts

Fitted unit fronts that exceed the permissible weight may cause damage and result in functional impairment of the hinges

- A: Weight
- A1: Appliance door height including hinges in mm
- B: Undamped hinge, unit front in kg
- C: Damped hinge, unit front in kg

A	B	C
1500-1750	22	22
720-1400	19	19
A1	15	19
A2	15	19