


**Series 6, Domino Electric hob, 30 cm,
Black
PKF375FP2E**



**The radiant hob of the Domino programme:
makes cooking and cleaning especially
easy.**

- **DirectSelect:** Direct, simple selection of the desired cooking zone, power and additional functions.
- The 18 cm cooking zone - extendable cooking zone.
- **ComfortProfile:** Elegant, appealing design with bevelled front and metal strips on the side.
- **30 cm width:** suitable for combining with other Domino and ComfortProfile hobs.
- **PowerBoost:** selectable boost in power output for a 20% shorter time to boiling.

Technical Data

Product name/family : Vario/Domino cooking zone cera

Built-in / Free-standing : Built-in

Energy input : Electric

Total number of positions that can be used at the same time : 2

Required niche size for installation (HxWxD) : 38 x x mm

Width of the appliance : 306 mm

Dimensions : 38 x 306 x 527 mm

Dimensions of the packed product (HxWxD) : 120 x 380 x 590 mm

Net weight : 4.5 kg

Gross weight : 5.2 kg

Residual heat indicator : Separate

Location of control panel : Hob front

Basic surface material : Ceramic

Color of surface : Alu, brushed, Black

Approval certificates : AENOR, CE

Length electrical supply cord : 100 cm

Connection Rating : 3500 W

Fuse protection : 16 A

Voltage : 220-240 V

Frequency : 50; 60 Hz



4 242005 283286

Series 6, Domino Electric hob, 30 cm, Black PKF375FP2E

The radiant hob of the Domino programme: makes cooking and cleaning especially easy.

- 30 cm: space for 2 pots or pans.

Flexibility of cooking zones

- Dual zone: use regular or larger cookware on the expandable cooking zone.
- Cooking zone middle: 120 mm, 180 mm, 1 KW (max. power 2.3 KW)
- Cooking zone middle: 145 mm, 1.2 KW

Usage convenience

- DirectSelect touch control: directly control the power with imprinted touch bar.
- 17 power levels: precisely adapt the heat with 17 power levels (9 main levels and 8 intermediate levels).
- Switch off timer for every cooking zone
: switches off the cooking zone at the end of the time set (e.g. for boiled eggs).
- Timer
: an alarm sounds at the end of the time set (e.g. for pasta).
- Count-up timer
: shows how much time has passed since starting the timer (e.g. for potatoes).

Time saving & efficiency

- Front: boil water more quickly thanks to 20% more energy than at the highest standard level.
- ReStart Function: in case of unintentional switch-off, restore all previous settings by switching on the hob again within 4 seconds.

Design

- Comfort profile

Safety

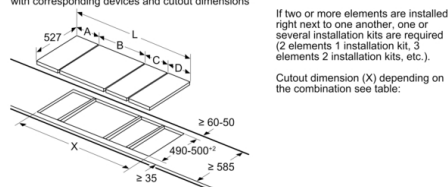
- 2 stage residual heat indicator: indicates which cooking zones are still hot or warm.
- Childproof lock: prevent unintended activation of the hob.
- Main switch: switch off all cooking zones at the touch of a button.
- Power on indicator light: indicates if the hob is heating.
- Safety switch-off: for safety reasons, heating stops after a preset time without interaction (customizable).
- Energy consumption display: shows the electricity consumption of the last cooking process.

Installation

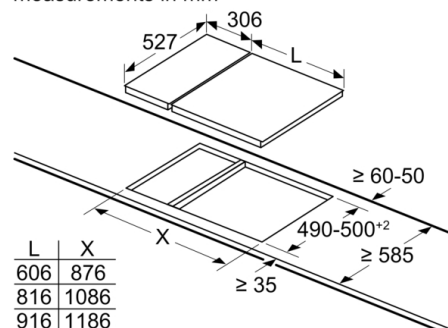
- Dimensions of the product (HxWxD mm): 38 x 306 x 527
- Required niche size for installation (HxWxD mm) : 38 x 270 x (490 - 500)
- Min. worktop thickness: 16 mm
- Connected load: 3500 W
- Power cord: Power cord length 1m, Cable included
- adapted to be connected to 1-phase installation

Series 6, Domino Electric hob, 30 cm, Black PKF375FP2E

measurements in mm
Picture for the table Domino combination possibilities
with corresponding devices and cutout dimensions

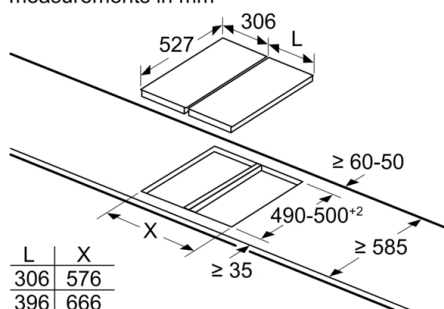


measurements in mm



When installing a Domino unit right next to a hob, an assembly kit (HEZ394301) is required.

measurements in mm



When installing two or more Domino units side-by-side, one or more assembly kits are required (2 units = 1 assembly kit, 3 units = 2 assembly kits, etc.).

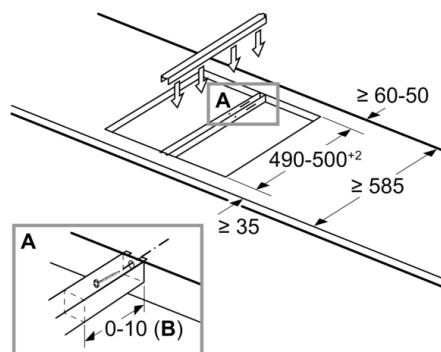
measurements in mm
Domino combination options with
corresponding appliance and cut-out dimensions

Width category:
Appliance width:

	A	B	C	D	L	X
2x30	306	306	-	-	612	576
1x30, 1x40	306	396	-	-	702	666
1x30, 1x60	306	606	-	-	912	876
1x30, 1x70*	306	710	-	-	1016	980
1x30, 1x80	306	816	-	-	1122	1086
1x30, 1x90	306	916	-	-	1222	1186
2x40	396	396	-	-	792	756
1x40, 1x60	396	606	-	-	1002	966
1x40, 1x70*	396	710	-	-	1106	1070
1x40, 1x80	396	816	-	-	1212	1176
1x40, 1x90	396	916	-	-	1312	1276
3x30	306	306	306	-	918	882
2x30, 1x40	306	306	396	-	1008	972
2x30, 1x60	306	306	606	-	1218	1182
2x30, 1x70*	306	306	710	-	1322	1286
2x30, 1x80	306	306	816	-	1428	1392
2x30, 1x90	306	306	916	-	1528	1492
1x30, 2x40	306	396	396	-	1098	1062
1x30, 1x40, 1x60	306	396	606	-	1308	1272
1x30, 1x40, 1x70*	306	396	710	-	1412	1376
1x30, 1x40, 1x80	306	396	816	-	1518	1482
1x30, 1x40, 1x90	306	396	916	-	1618	1582
2x40, 1x60	396	396	606	-	1398	1362
4x30	306	306	306	306	1224	1188

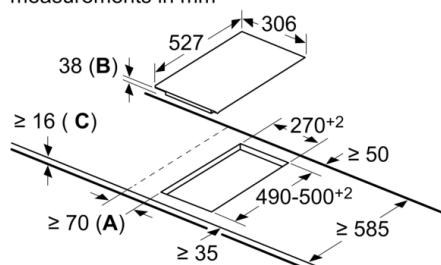
measurements in mm

Assembly kit (HEZ394301) for Domino



B: Dependent on the cut-out depth

measurements in mm



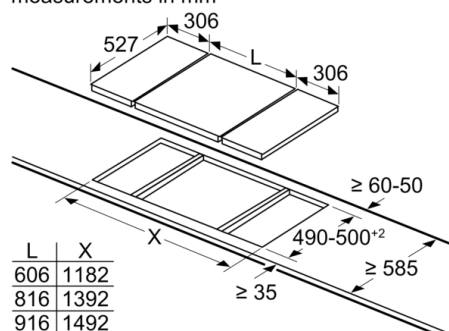
A: Minimum distance from the hob cut-out to the wall.

B: Recessed depth

C: With fitted oven underneath min. 20, possibly more; see space requirements for the oven.

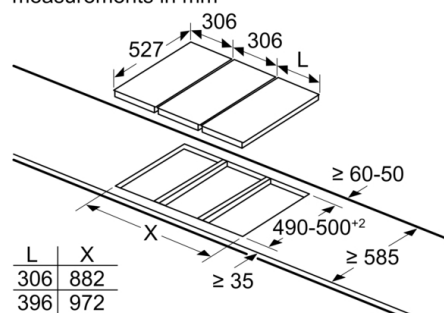
Series 6, Domino Electric hob, 30 cm, Black PKF375FP2E

measurements in mm



When installing two Domino units right next to a hob, two assembly kits (HEZ394301) are required.

measurements in mm



When installing two or more Domino units side-by-side, one or more assembly kits are required (2 units = 1 assembly kit, 3 units = 2 assembly kits, etc.).