

## Serie | 8, Induction hob with integrated ventilation system, 80 cm PXX875D57E

B



### Included accessories

1 x Clean Air Standard odor filter

### Optional accessories

HEZ9SE030 Set of 2 pots and 1 pan, HEZ9VDKE1 Exhaust kit, HEZ9VDKR0 Recirculation kit 2 L-bow (70cm), HEZ9VDKR1 Recirculation kit S and L-bow (60cm), HEZ9VDSB1 90° flat duct bend horizontal, HEZ9VDSB2 90° flat duct L vertical, HEZ9VDSB3 90° flat duct M vertical, HEZ9VDSB4 90° flat duct S vertical, HEZ9VDSI0 Adapter round-flat, HEZ9VDSI1 90° Adapter round-flat, HEZ9VDSM1 Straight tube 500mm, HEZ9VDSM2 Straight tube 1000mm, HEZ9VDSS1 Connector sleeve (female), HEZ9VDSS2 Flex sleeve (female), HEZ9VEDU0 Acoustics Filter, HEZ9VRCR0 cleanAir recirculation replenishment fil, HEZ9VRPD1 Plinth Diffusor

## The induction hob with integrated ventilation module: combines best induction with best ventilation technology for perfect results.

- **Integrated ventilation module:** extract steam and cooking odours at the source.
- **DirectSelect Premium:** spacious and intuitive touch interface.
- **FlexInduction:** more flexibility on your hob for large pots and pans.
- **PerfectAir sensor:** Automatic control of the hood settings for maximum extractor performance with minimal noise.
- **PerfectFry:** no more worries about scorching.

### Technical Data

Product name/family : Cooking zone ceramic

Construction type : Built-in

Energy input : Electric

Required niche size for installation (HxWxD) : 223 x 750-750 x 490-490 mm

Width of the appliance : 816 mm

Dimensions : 223 x 816 x 527 mm

Dimensions of the packed product (HxWxD) : 430 x 940 x 660 mm

Net weight : 28.6 kg

Gross weight : 33.5 kg

Residual heat indicator : Separate

Location of control panel : Hob front

Basic surface material : Ceramic

Color of surface : Black, Stainless steel

Color of frame : Stainless steel

Approval certificates : CE, VDE

Length of electrical supply cord : 110 cm

Sealed Burners : No

heating with booster : All

Power of 2nd heating element (kW) : 3.3 kW  
: 3.7 kW

Maximum output air extraction : 500 m<sup>3</sup>/h

Boost position output recirculating : 615.0 m<sup>3</sup>/h

Maximum output recirculating air : 500 m<sup>3</sup>/h

Boost position air extraction : 622 m<sup>3</sup>/h

Noise level : 69 dB(A) re 1 pW

Odour filter : No

Operating Mode : Convertible

Delay Shut off modes : 30 min

Electrical connection rating : 7400 W

Voltage : 220-240/380-415 V

Frequency : 50-60 Hz

Main colour of product : Black

Approval certificates : CE, VDE

Length of electrical supply cord : 110 cm

Required niche size for installation (HxWxD) : 223 x 750-750 x 490-490 mm

Dimensions : 223 x 816 x 527 mm

Dimensions of the packed product (HxWxD) : 430 x 940 x 660 mm

Net weight : 28.6 kg

Gross weight : 33.5 kg



## Serie | 8, Induction hob with integrated ventilation system, 80 cm PXX875D57E

**The induction hob with integrated ventilation module: combines best induction with best ventilation technology for perfect results.**

- 80 cm: space for 4 pots or pans.

### Flexibility of cooking zones

- 2 Flex zones: use cookware of any shape or size anywhere within the 40cm long zone.
- Cooking zone front left: 200 mm, 240 mm, 2.2 KW (max. power 3.7 KW)
- Cooking zone rear left: 200 mm, 240 mm, 2.2 KW (max. power 3.7 KW)
- Cooking zone rear right: 200 mm, 240 mm, 2.2 KW (max. power 3.7 KW)
- Cooking zone front right: 200 mm, 240 mm, 2.2 KW (max. power 3.7 KW)

### Usage convenience

- DirectSelect Premium touch control: directly control the power on the extra large illuminated touch bar (invisible when switched off).
- Variable 17-stage power settings for each zone: precisely adapt the heat with 17 power levels (9 main levels and 8 intermediate levels).
- Keep warm function: keep dishes warm at preset low power level.
- Timer for all zones
  - : switches off the cooking zone at the end of the time set (e.g. for boiled eggs).
- Timer - shows how long the cooktop is in use
  - : an alarm sounds at the end of the time set (e.g. for pasta).
- Count up timer per cooktop
  - : shows how much time has passed since starting the timer (e.g. for potatoes).

### Time saving & efficiency

- PowerBoost function for all zones
  - : boil water faster thanks to 50% more energy than at the highest standard level.
- PanBoost: heat up pans faster than at the highest standard level while protecting the pan coating.
- Cooking zones will be automatically joined or separated based on the shape and size of the cookware placed.
- MoveMode (3 levels): increase or decrease the power level simply by moving the pot forwards or backwards.
- Automatic setting transfer: when moving a pot to a different cooking zone, this feature transfers all previous settings to the new zone at the touch of a button.
- QuickStart function: when switching on, the hob automatically selects the cooking zone with cookware (when placed on a zone whilst the hob is off).
- ReStart function: in case of unintentional switch-off, this feature restores all previous settings by switching on the hob again within 4 seconds.

### Cooking assistance

- PerfectFry sensor with 5 temperature settings: prevents overcooking with the automatic temperature regulation of the integrated sensor.
- Dish assistant: easily find the right temperature setting for a certain dish via the home connect app.

### Connectivity

- Home Connect enabled: check if the hob is switched off even when not at home, and find recipes or additional functions in the Home Connect app.

### Design

- Profile trim (front facette with side trim)

### Safety

- 2 stage residual heat indicator for each zone: indicates which cooking zones are still hot or warm.
- Control panel lock: prevent unintended activation of the hob.
- Freeze function: wipe overboiled liquids without unintentionally changing settings (blocking all touch buttons for 30 seconds).
- Main on/off switch: switch off all cooking zones at the touch of a button.
- Automatic safety shut off: for safety reasons, heating stops after a preset time if not used (possible to customise).
- Energy consumption display: shows the electricity consumption of the last cooking process.

### Installation

- Dimensions of the product (HxWxD mm): 223 x 816 x 527
- Required niche size for installation (HxWxD mm) : 223 x 750 x (490 - 490)
- Min. worktop thickness: 16 mm
- Connected load: 7.4 KW
- Power management options for 16A, 13A or 10A connection: limit the maximum power if needed (depends on fuse protection of electric installation).
- Power cord: 1.1 m, Cable included
- Suitable for installation into a 60 cm base cabinet

### Integrated ventilation downdraft system

- Induction cooktop with fully integrated high-performance downdraft extractor.
- Suitable for ducted or recirculated extraction configuration (incl. differentiated software modes). Installation accessories for unducted recirculation, among these four cleanAir odor filters and a telescopic slider element, are included in the cooktop. Accessories for other installation options are available, details in the planning notes.
- Aesthetically integrated fully flush air intake design with floating, heat resistant glass ceramics element for free movement and placement of cookware.
- Ventilation system with 17 electronically controlled fan power levels and 2 Boost-/Intensive fan power levels (with automatic revert) via DirectSelect Premium touch control user interface. Sensor-based, smart, fully automatic mode of ventilation system:
  - Automatic switch-on of ventilation system when a cooking zone is used.
  - Sensor-based and cooktop-based, fully-automatic adjustment of power levels via advanced algorithm for maximum convenience.
  - 3 possible sensitivity modes of algorithm for maximum convenience (Low-noise oriented, balanced, performance-oriented).
  - Automatic delayed shut-off after cooking to erase residual odors after cooking (in specific ultra low-noise fan level, 12min in ducted extraction, 30min in recirculated extraction, can be shut-off manually).
  - Manual control possible via DirectSelect Premium touch control.
- High-performance, low-noise blower with energy-efficient BLDC-technology. High extraction rates at very low noises with pleasant noise frequencies through psycho-acoustically and aerodynamically optimized interior with enclosed, non-visible blower. Highly pressuredrop resistant even with longer and more complex ductings.
- Easy-to-detach and easy-to-clean grease filter and liquid collector unit:
  - Convenient one-hand removal of unit via floating glass ceramics handle.
- Integrated, large-scale, high performance stainless-steel grease filters with 12 filtration layers and one black top

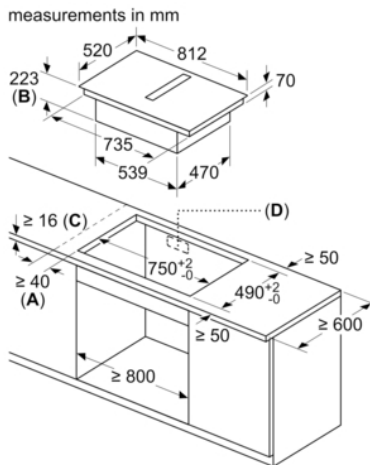
layer for enhanced aesthetical integration. Grease filtration efficiency of 94 %.

- All parts of the unit are easy-to-clean, fully dishwasher safe and heat resistant.
- (Upper) Liquid collector unit with 200ml of capacity for standard accidental spillages or cooking condensate.
- Powerful drainage system for spillages that exceed 200ml of liquids.
- Liquid safety collector with additional capacity of 700ml for more severe accidental situations. Dishwasher safe. Easily accessible and detachable from below.
- Overall capturing capacity of 900ml (200ml + 700ml).
- Watertight blower system.
- Ventilation system performance:
  - Extraction performance in ducted extraction (according to EN 61591): min. normal setting 154 m3/h , max. normal setting 500 m3/h , max. Boost-/Intensive setting 622 m3/h .
  - Extraction performance in recirculated extraction (according to EN 61591): min. normal setting 150 m3/h , max. normal setting 500 m3/h , max. Boost-/Intensive setting 615 m3/h.
  - Noise level in ducted extraction (Sound power level according to EN 60704-3): min. normal setting 42 dB re 1 pW, max. normal setting 69 dB re 1 pW, max. Boost-/Intensive setting 74 dB re 1 pW.
  - Noise level in recirculated extraction (Sound power level according to EN 60704-3. ): min. normal setting 41 dB re 1 pW, max. normal setting 68 dB re 1 pW, max. Boost-/Intensive setting 72 dB re 1 pW.
  - Grease filter efficiency (according to EN 61591) 94 %.
  - Consumption data and energy efficiency (according to Regulation (EU) No 65/2014):
    - Energy Efficiency Class: B (at a range of energy efficiency classes from A+++ to D).
    - Fluid Dynamic Efficiency: A .
    - Average energy consumption: 57 .
    - Grease filtration efficiency class: B .
  - Noise min. normal setting & max. normal setting: 42 dB & 69 dB .
- For recirculation configuration: 2 x 2 battery of directly integrated, high-performance cleanAir odor filters.
  - Optimised odour reduction performance for cooking applications with complex odour molecules (e.g. fish).
  - Large scale filter surface with high odour reduction capabilities.
  - Lifetime of 360 hours of cooking (non-regenerative).
  - Low-noise filters with optimised psycho-acoustics.
  - Easy-to-access and easy-to-remove from above.
  - Saturation indications for cleanAir odour filter via user interface notification and via the Home Connect app with a convenient replenishment re-order option (replenishment cleanAir filter set HEZ9VRCR0).
- For ducted extraction configuration: 2 x 2 sets of directly integrated, high-performance low-noise acoustic filters for significantly lower noise and improved psycho-acoustics.

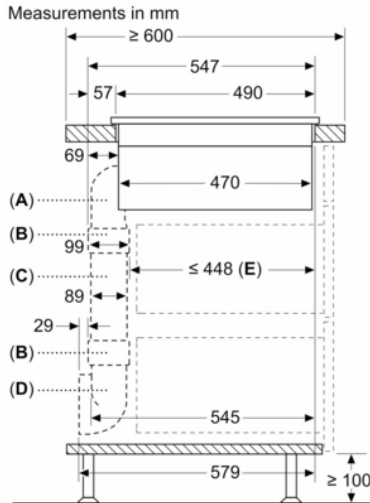
### Planning & installation notes

- Suitable for ducted or recirculated extraction installations in 4 different options (unducted, partly and fully ducted recirculation or ducted extraction). Installation accessories for unducted recirculation, among these four cleanAir odor filters and a telescopic slider element, are included in the cooktop. The included accessories allow easy and quick installations and can be planned in all worktop depths  $\geq 60$ cm. For other types of installation, one of the following accessory kits is recommended:
  - HEZ9VDKR1 for partly-ducted recirculation in worktops of  $\geq 60$ cm depth with max. worktop height of 960 mm.
  - HEZ9VDKR0 for partly-ducted recirculation in worktops of  $\geq 70$ cm depth with max. worktop height of 960 mm.
  - HEZ9VDKE1 as starter kit for ducted extraction in worktops of  $\geq 60$ cm depth.
- To complete the fully ducted extraction or to do any other individual recirculation planning different ducting accessories are available.
- Planning suggestions:
  - Installation is possible in island as well as wall oriented configurations.
  - The product and its accessories comply with the Needle Flame Test (according to IEC 60695-11-5) and the V2 flammability class (according to UL94).
  - The max. immersion depth is 223 mm below worktop surface.
  - The appliance must be freely accessible from below (i.e. for accessing the lower liquid safety collector).
  - No false floor is necessary below the cooktop with integrated downdraft ventilation system. The drawers and/or shelves in the floor unit must be removable. The backpanel of the floor unit can be kept - only a cut-out for the air outlet is needed (position and size can be taken from the installation instructions).
  - An installation with unducted recirculation requires a vertical aperture of min. 25mm behind the backpanel of the furniture. Suggested for ideal performance are 50mm.
  - The minimum worktop thickness is 16 mm for top mounted and flush installed appliances with the standard installation system. Installation in even thinner worktops is also possible with the spare part: content 626792.
  - The overall appliance weight is 26kg - the bearing capacity and stability, in the case of very thin worktops in particular, must be supported using suitable substructures. The overall appliance weight and the worktop manufacturer's structural integrity specifications are to be taken into account.
  - For partly ducted and unducted recirculation extraction installations, a return-flow aperture of  $\geq 400\text{cm}^2$  is to be respected in the plinth area. The aperture can be realized via outlet grids, lamella grids or subtly shortened plinths depending on the assortment of the kitchen furniture manufacturer.
- The air outlet on the backside of the appliance can directly be accessed with a male flat duct element (DN 150).
- The pressuredrop resistant blower allows longer and more complex ductings up to 8m with three 90° bows while keeping sufficient performance.
- When installing a ventilation hood with ducted extraction and a chimney-vented fireplace, the power supply line of the appliance needs a suitable safety switch. This is not required for configurations in recirculated extraction.
- In ducted extraction configuration a one-way flap (or backflow trap) with a maximum opening pressure of 65Pa should be installed.

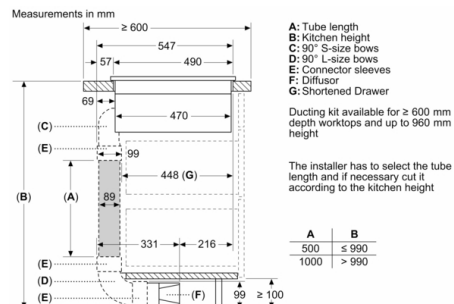
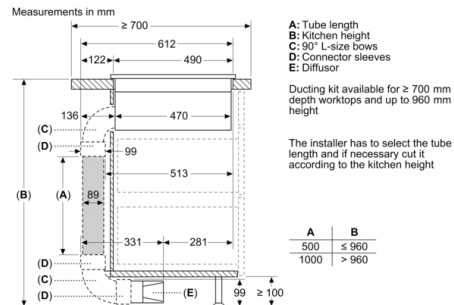
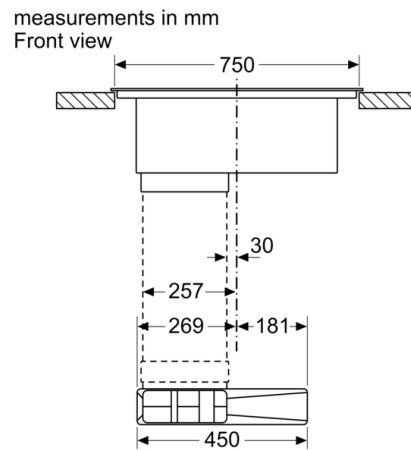
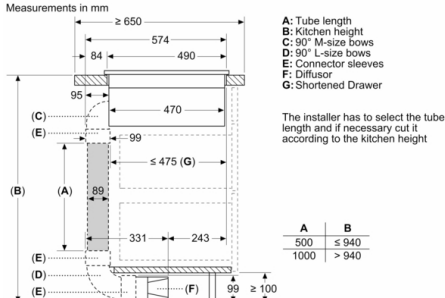
## Serie | 8, Induction hob with integrated ventilation system, 80 cm PXX875D57E



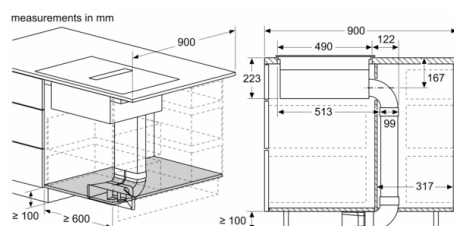
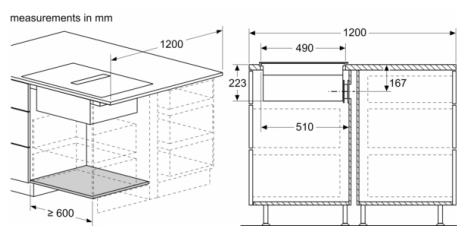
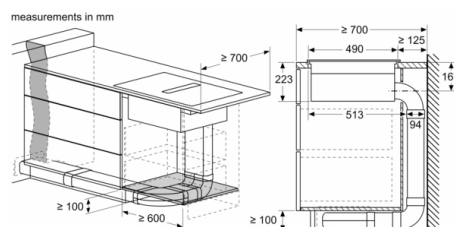
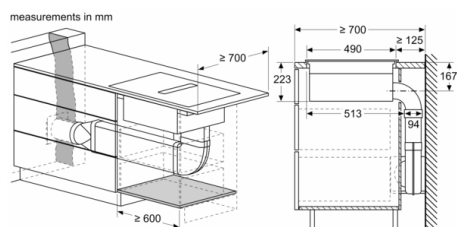
- A:** Minimum distance from the hob cut-out to the wall  
**B:** Recessing depth  
**C:** The worktop into which the hob is installed must withstand loads of approx. 60kg; suitable substructures must be used if required



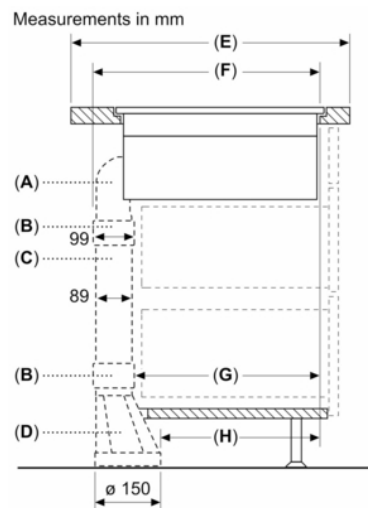
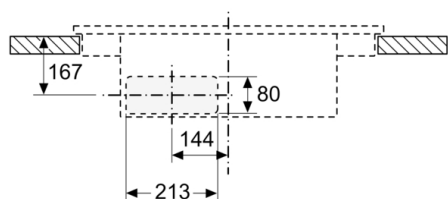
- A:** 90° S-size bow  
**B:** Connector sleeves  
**C:** Straight tube



## Serie | 8, Induction hob with integrated ventilation system, 80 cm PXX875D57E

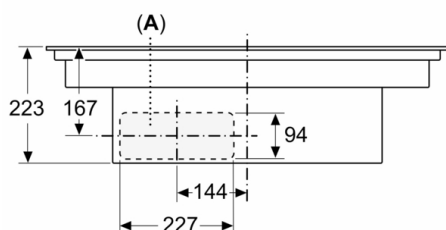


measurements in mm  
Front view – unit cut-out  
for unducted recirculation

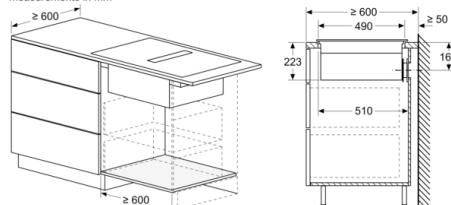


## Serie | 8, Induction hob with integrated ventilation system, 80 cm PXX875D57E

measurements in mm  
Front view

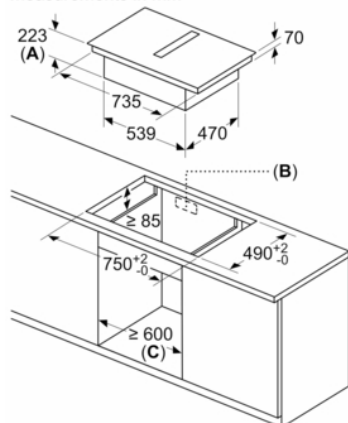


measurements in mm

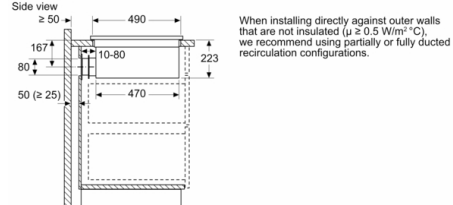


A: Connected directly at the rear

measurements in mm



measurements in mm



When installing directly against outer walls that are not insulated ( $\mu \geq 0.5 \text{ W/m}^2\text{°C}$ ), we recommend using partially or fully ducted recirculation configurations.

A: Recess depth

B: Cut-out in back panel required for pipework.  
Exact size and position can be taken from specific drawing.

C: All 80 cm width class models can be installed in 60 cm wide furniture by adjusting the side panels.

measurements in mm

