

Series 8, Built-In Fully Automatic Coffee Machine, Stainless steel CTL636ES6



Included accessories

1 x assembly screws, 1 x scoop, 1 x test strip, 1 x milk container (insulated), 1 x connection hose for milk frother, 1 x milk pipe

The built-in coffee center with Home Connect: offers unparalleled variety with highest comfort.

- **Intelligent heater inside:** The SensoFlow System guarantees the right temperature and best aroma.
- **OneTouch DoubleCup:** Your choice of espresso or milk drinks with a click – even two cups at once.
- **AromaDouble Shot:** Extra-strong coffee with less bitterness thanks to two grinding and brewing processes
- **Home Connect:** Discover smart home appliances that make everyday life easier.
- **AutoMilk Clean:** Automatic steam cleaning after every beverage for a properly cleaned milk system.

Technical Data

Built-in / Free-standing : Built-in

Frothing nozzle : No

Display : No

Water protection system : no

Dimensions : 455 x 594 x 375 mm

Dimensions of the packed product (HxWxD) : 540 x 478 x 670 mm

Hot water spout : No

Standby function : Yes

Simultaneous preparation of 2 cups : Yes

Included accessories : 1 x assembly screws, 1 x scoop, 1 x test strip, 1 x milk container (insulated), 1 x connection hose for milk frother, 1 x milk pipe

Optional accessories : TCZ7003, TCZ8001A, TCZ8002A, TCZ8004A, TCZ8009N, Y988081012, Y988081300

Fuse protection : 10 A

Voltage : 220-240 V

Frequency : 50/60 Hz

Plug type : Gardy plug w/ earthing

Product group : Built-in coffee machine

Brand : Bosch

Product name/family : Built-in coffee machine

Product name / Commercial code : CTL636ES6

Main colour of product : Stainless steel

Typology : Fully automatic

Length electrical supply cord : 170.0 cm

Maximum height for installation : 449 mm

Dimensions : 455 x 594 x 375 mm

Dimensions of the packed product (HxWxD) : 540 x 478 x 670 mm

Net weight : 43.000 lbs

Net weight : 19.7 kg

Gross weight : 49.000 lbs

Gross weight : 22.3 kg

Capacity water container : 2.4 l

Included accessories : 1 x assembly screws, 1 x scoop, 1 x test strip, 1 x milk container (insulated), 1 x connection hose for milk frother, 1 x milk pipe



4 242002 858166

Series 8, Built-In Fully Automatic Coffee Machine, Stainless steel CTL636ES6

The built-in coffee center with Home Connect: offers unparalleled variety with highest comfort.

Flavour

- SensoFlow System: The innovative heating system guarantees maximum espresso indulgence every time, thanks to its ideal, constant brewing temperature
- One-touch preparation: Ristretto, Espresso, Espresso macchiato, Coffee, Cappuccino, Latte macchiato, Caffé Latte at the touch of a button One-touch preparation: Ristretto, Espresso, Espresso macchiato, Coffee, Cappuccino, Latte macchiato, Caffé Latte at the touch of a button
- AromaDouble Shot: Extra-strong coffee with less bitterness thanks to two grinding and brewing processes
- Beverage temperature adjustable individually: coffee 3 levels, hot water 4 levels
- Suitable for BRITA Intenza water filter: Reduces the lime content of water and filters substances affecting smell and taste

Convenience

- Colour TFT display with interactive menu
- MyCoffee: Save 8 favourite beverages with individual names and adjustable mixing ratio of milk and espresso
- IndividualCup Volume: Cup sizes adjustable individually, to ensure your cup gets filled just as far as you would like it to
- Coffee outlet and milk frotherheight-adjustable: Up to 15 cm high Latte Macchiato glasses fit underneath
- Get two cups of any coffee or milk speciality at the touch of a button with oneTouch DoubleCup.
- Water tank removable for easy refilling (2.4 l volume)
- Early warning if water tank almost empty or bean container almost empty
- Flexible milk solution: Decide for yourself if you prefer connecting the provided milk container or using any other container, e.g. a milk carton
- Short user manual always at hand inside appliance

Performance

- SilentCeram Drive: Quiet premium grinder made from non-wearing ceramic
- CoffeeSensor Pro: The grinding unit automatically adjusts to bean variety
- All coffee and milk beverages are prepared at the touch of a button with the oneTouch Function.
- In addition to beverages also available separately: milk foam, warm milk, hot water
- Reduced heat-up time: Fast first cup
- Water pump with 19 bar pressure
- Separate chute for ground coffee, e.g. caffeine-free coffee
- 15.000 cup warranty: Consistently high appliance quality from the first cup to the 15,000th (valid for non-commercial use within 24 months)

Home Connect

- Discover the new way of controlling home appliances: by app. The Home Connect app allows you to access the appliance from anywhere - at home using WiFi, when away from home using the mobile phone network.
- Remote start: Select and configure beverages in the app, then remotely start the beverage preparation
- CoffeePlaylist: Enter multiple beverage wishes in the app at once, e.g. for visitors; the appliance will then prepare them one after another
- CoffeeWorld: 17 additional international coffee specialties are available in the app - from Australian Flat White to Vienna Melange to Colombian Cortado
- Coffee recipes: The app offers a variety of recipes involving coffee, which can be transferred to the appliance or a Home Connect capable oven - from Espresso Crème brûlée to saddle of venison with coffee crunches
- Coffee know-how: The app includes interesting knowledge around the topic coffee, e.g. bean varieties, harvesting methods or roasting techniques
- User manual: A digital user manual is ready to hand at all times in the app
- Customer service: In case of technical problems, the A01 customer service is able to access the appliance virtually - if you want so
- Security: Security is of top priority at Home Connect. The Home Connect app has been tested and certified by TÜV IT. And the encrypted data transfer via Home Connect protocol protects against unauthorised access.
- The availability of the Home Connect functionality depends on the availability of Home Connect services in your country. Home Connect services are not available in every country – for further information please check www.home-connect.com

Hygiene

- Removable brewing unit: Easy and hygienic cleaning under running water
- Automatic steam cleaning after every drink with autoMilk Clean.
- Milk frother removable and dishwasher-proof
- SinglePortion Cleaning: Complete emptying of all pipes after each brewing process
- Automatic rinsing program when switching off, switching on
- Drip tray and coffee grounds container removable and dishwasher-proof
- Calc'nClean: Automatic cleaning and descaling programme
- Reminds in time of water filter change, descaling, cleaning

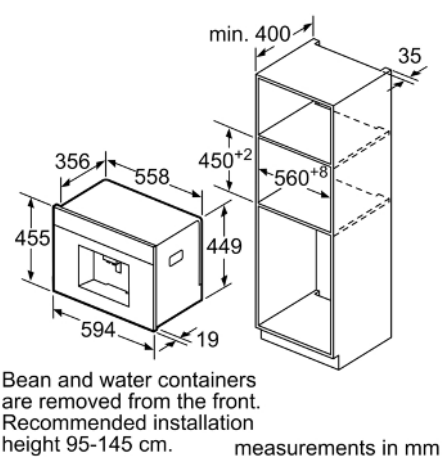
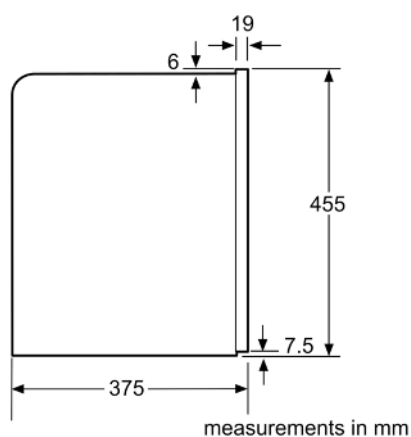
Miscellaneous

- Containers for water, milk and coffee beans are easily accessible but hidden behind a door, so the kitchen always looks clean
- Bean container with aroma protection lid (500 g volume)
- Illumination for keys and coffee outlet
- Grinding fineness adjustable (multi-level)
- Display language selectable
- Child safety lock: Unintended brewing process not possible
- Wattage: 1600 W

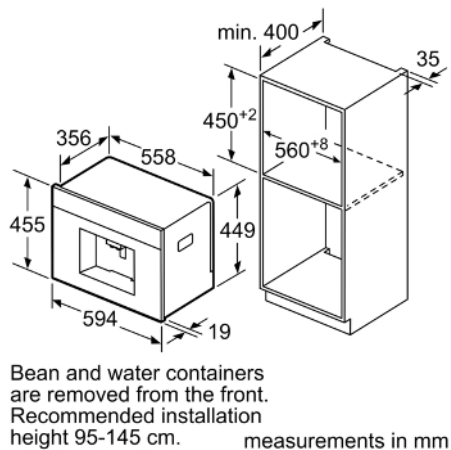
Accessories

- Insulated milk container with FreshLock lid (0.5 l volume)
- Further included accessories: connection hose for milk frother, test strip for water hardness, assembly screws
- Separately available accessories: cleaning tablets (TCZ8001...), descaling tablets (TCZ8002...), BRITA Intenza water filter (TCZ7003/TCZ7033), care set for fully-automatic espresso makers (TCZ8004...), insulated milk container (TCZ8009N)

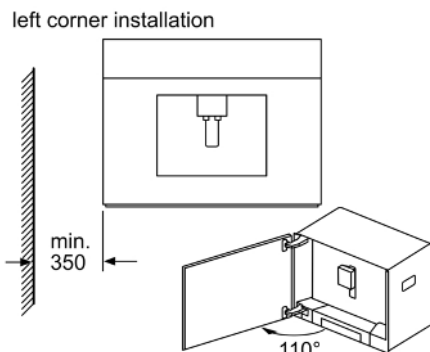
Series 8, Built-In Fully Automatic Coffee Machine, Stainless steel CTL636ES6



Bean and water containers are removed from the front. Recommended installation height 95-145 cm.



Bean and water containers are removed from the front. Recommended installation height 95-145 cm.



If using the 92° hinge limiter (spare part no. 00636455), the minimum distance to the wall is only 100 mm.

