


Series 6, Induction hob, 80 cm, , PIV83KHC1E



HEZ390090	Wok Set consisting of 3 Items
HEZ390210	System pan diameter 15 cm
HEZ390220	System pan diameter 19 cm
HEZ390230	System pan diameter 21cm
HEZ9ES100	Espresso maker 4 cups
HEZ9FE280	Iron pan Ø 18 / 28 cm
HEZ9SE030	Set of 2 pots and 1 pan
HEZ9SE040	4 pieces Set
HEZ9SE060	6 pieces Set

- **Front-Bevel:** Elegant, appealing design with bevelled front.
- **Cooktop-based hood control:** convenient operation of the hood via your hob (with matching hood)
- **PowerBoost:** Up to 50% more power for faster heating.
- **If you turn off the cooktop it saves the last selected setting for a short time. If the cooktop is switched off within a short time again the former settings are still available.**
- **Timer with switch-off function:** Turns off the assigned cooking zone after the set time.

Product name/family: Cooking zone ceramic
 Built-in / Free-standing: Built-in
 Energy input: Electric
 Total number of positions that can be used at the same time: 5
 Min. required niche size for installation (HxWxD): 51 x 750-750 x 490-500 mm
 Width of the appliance: 802 mm
 Dimensions: 51 x 802 x 522 mm
 Dimensions of the packed product (HxWxD): 130 x 950 x 600 mm
 Net weight: 12.6 kg
 Gross weight: 16.3 kg
 Residual heat indicator: yes
 Location of control panel: Front
 Basic surface material: Ceramic
 Color of surface: Black
 Length electrical supply cord: 110.0 cm
 Sealed Burners: No
 Power Boost: All cooking zones
 Power of heating element (kW): 2 kW
 Power of 3rd heating element (kW): 1.6 kW
 Power of 5th heating element (kW): 1.6 kW
 Power of heating element (kW in boost): [3.1] kW
 Power of 3rd heating element (kW in boost): [2.2] kW
 Power of 5th heating element (kW in boost): [2.2] kW
 Connection rating: 7400 W
 Voltage: 220-240 V
 Frequency: 50; 60 Hz
 Energy input: Electric
 Plug type: No plug (electrical connection by electrician)
 Appliance Dimensions (h x w x d) (in): x x
 Dimensions of the packed product: 5.11 x 23.62 x 37.40
 Net weight: 28.000 lbs
 Gross weight: 36.000 lbs
 Total number of positions that can be used at the same time: 5
 Length electrical supply cord: 110.0 cm
 Min. required niche size for installation (HxWxD): 51 x 750-750 x 490-500 mm
 Dimensions: 51 x 802 x 522 mm
 Dimensions of the packed product (HxWxD): 130 x 950 x 600 mm
 Net weight: 12.6 kg
 Gross weight: 16.3 kg



Series 6, Induction hob, 80 cm, , PIV83KHC1E

- 80 cm: space for 5 pots or pans.

Flexibility of cooking zones

- Cooking zone front left: 180 mm, 2 KW (max. power 3.1 KW)
- Cooking zone rear left: 145 mm, 1.6 KW (max. power 2.2 KW)
- Cooking zone middle: 240 mm, 2.5 KW (max. power 3.7 KW)
- Cooking zone rear right: 145 mm , 1.6 KW (max power 2.2 KW)
- Cooking zone front right: 210 mm, 2.5 KW (max. power 3.7 KW)

Usage convenience

- 17 power levels: precisely adapt the heat with 17 power levels (9 main levels and 8 intermediate levels).

Time saving & efficiency

- PowerBoost function for all zones
- : boil water more quickly thanks to 50% more energy than at the highest standard level.
- QuickStart Function: when switching on, the hob automatically selects the cooking zone with cookware (placed in off-mode).
- ReStart Function: in case of unintentional switch-off, restore all previous settings by switching on the hob again within 4 seconds.

Cooking assistance

- 11 frying levels: prevents scorching with the automatic temperature regulation of the integrated sensor.
- Dish assistant: easily find the right temperature setting for a certain dish via the home connect app.

Connectivity

- Home Connect (only in countries where Home Connect service is available: check if the hob is switched off even when not at home, and find recipes or additional functions in the Home Connect app.
- Hob-based hood control (with matching hood): automatically activates the hood when cooking, thanks to the WiFi connection of hob and suitable hood.

Design

- Front facette design

Safety

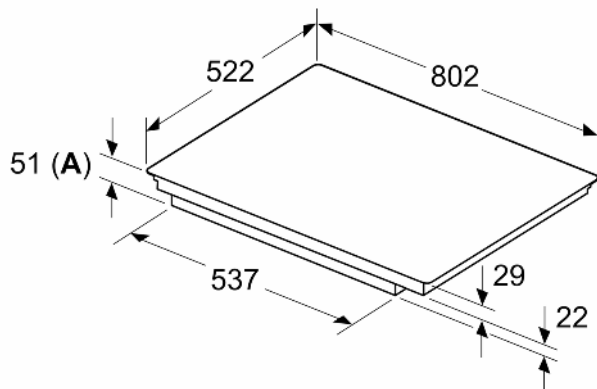
- 2 stage residual heat indicator: indicates which cooking zones are still hot or warm.
- Childproof lock: prevent unintended activation of the hob.
- Main switch: switch off all cooking zones at the touch of a button.
- Safety switch-off: for safety reasons, heating stops after a preset time without interaction (customizable).

Installation

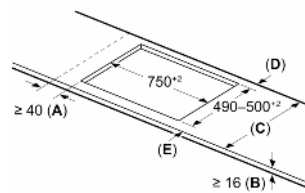
- Dimensions of the product (HxWxD mm): 51 x 802 x 522
- Required niche size for installation (HxWxD mm) : 51 x 750 x (490 - 500)
- Min. worktop thickness: 16 mm
- Connected load: 7400 W
- PowerManagement Function: limit the maximum power if needed (depends on fuse protection of electric installation).

Series 6, Induction hob, 80 cm, , PIV83KHC1E

Measurements in mm



Measurements in mm



A: Min. distance from the hob cut-out to the wall

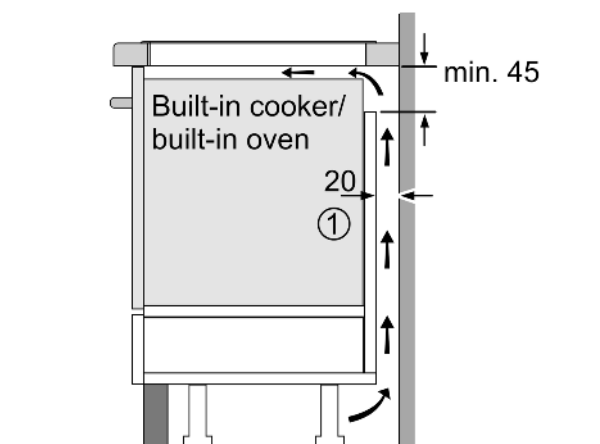
B: The clearance between the surface of the worktop and the top of the front of the oven must be 30 mm

See space requirements for the oven

The worktop into which the hob is installed must withstand loads of approx. 60 kg; suitable substructures must be used if required

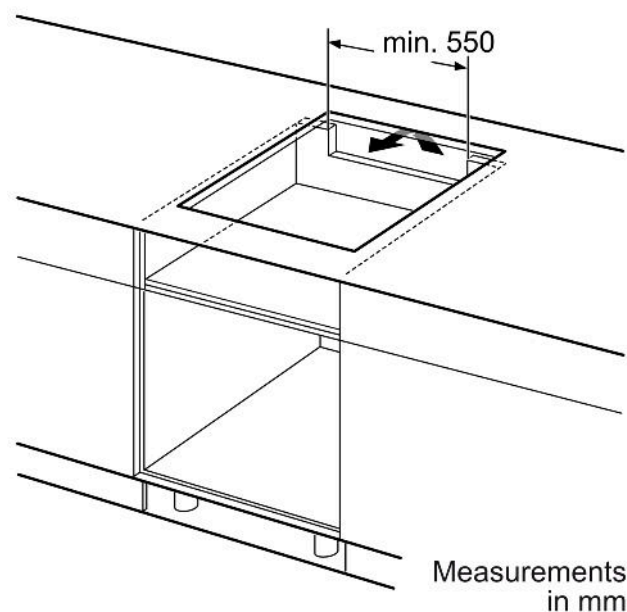
C	D	E
585-600	50	≥ 35
> 600	≥ 50	≥ 50

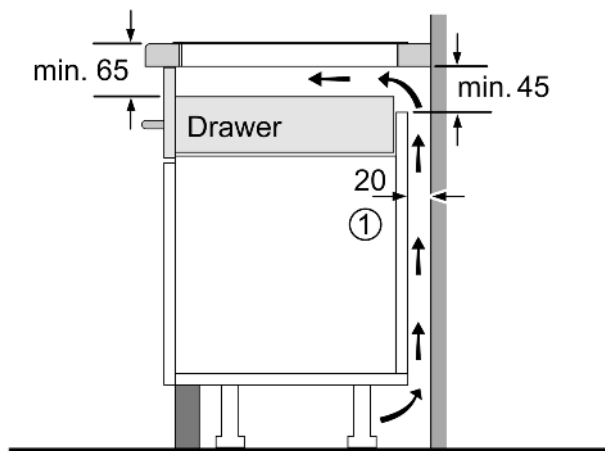
A: Recessed depth



①
Ventilation gap must be present

All measurements in mm





①
Ventilation gap must
be present.

Measurements in mm