

**Series 4, Built-in fridge-freezer with  
freezer at bottom, 193.5 x 55.8 cm,  
flat hinge  
KIN96VFD0**



KSZGGM00 Butter box

**The large built-in fridge freezer with 12% more cooling volume or 1 extra shelf including VitaFresh XXL <0°C> system, No Frost and error warning signal for optimal storage.**

- **Built-in XL:** get 11% extra volume of storage thanks to a taller design.
- **NoFrost:** never defrost again, thanks to perfect protection from ice formation - that saves time and effort.
- **High-stability door trays:** more height means more flexible space and stability.
- **Two cooling systems:** separately controllable fridge and freezer compartments
- **LED lighting:** all your items in perfect view.

Energy Efficiency Class: .....D  
Average annual energy consumption in kilowatt hour per year (kWh/a): ..... 184 kWh/annum  
Sum of volume of frozen compartments: ..... 75 l  
Sum of volume of chill compartments: ..... 215 l  
Airborne acoustical noise emissions : .....34 dB(A) re 1pW  
Airborne acoustical noise emission class: .....B  
Built-in / Free-standing: ..... Built-in  
Door panel options: ..... Possible but accessory  
Height: ..... 1935 mm  
Width of the appliance: .....558 mm  
Depth: ..... 548 mm  
Min. required niche size for installation (HxWxD): .. 1940 x 560 x 550 mm  
Net weight: .....60.8 kg  
Fuse protection: ..... 10 A  
Door hinge: ..... Right reversible  
Voltage: ..... 220-240 V  
Frequency: ..... 50 Hz  
Length electrical supply cord: ..... 230.0 cm  
Number of compressors: ..... 1  
Number of independent cooling systems: ..... 2  
Interior ventilator: ..... No  
Reversible Door Hinge: ..... Yes  
Number of Adjustable Shelves in fridge compartment: ..... 4  
Shelves for Bottles: ..... Yes  
Frost free system: ..... Freezer  
Installation typology: ..... Integrated



4 242005 359493

## **Series 4, Built-in fridge-freezer with freezer at bottom, 193.5 x 55.8 cm, flat hinge KIN96VFD0**

- Dimensions: 193.5 cm H x 55.8 cm W x 54.8 cm D
- Niche Dimensions: 194 cm H x 56 cm W x 55 cm D
- Length of power cord: 230 cm

### **Country Specific Options**

**The large built-in fridge freezer with 12% more cooling volume or 1 extra shelf including VitaFresh XXL <0°C> system, No Frost and error warning signal for optimal storage.**

#### **Design features**

- Right hinged door, door reversible
- Height adjustable front feet
- Bright interior LED fridge light in fridge section
- Separate, electronic temperature control with LED display

#### **Functions**

- NO\_FROST\_NEU\_BL, never have to defrost ever again
- Two separate cooling circuits allow independent temperature control and prevents the transference of humidity between the fridge and freezer cavity
- Super Cooling: automatic deactivation
- SuperFreezing function with automatic deactivation
- Optical and accoustical

#### **Food freshness system**

- 1 VitaFresh drawer with humidity control - Fruits and vegetables retain vitamins and stay fresh for longer

#### **Key features - Fridge section**

- 5 safety glass shelves in fridge compartment of which 4 are height adjustable
- Door shelves in fridge door: 1 large and 3 small.
- Metal bottle rack

#### **Key features - Freezer section**

- 3 freezer drawers

#### **Additional features**

- 3 x egg tray, 1 x ice cube tray

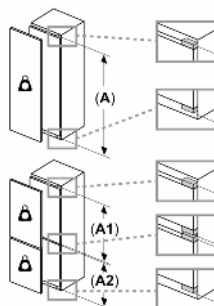
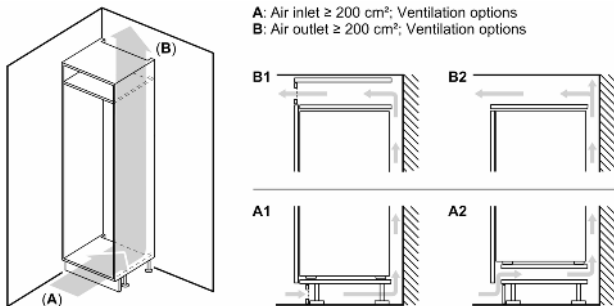
#### **Performance and Consumption**

- Climate Class: SN-ST
- Total Volume : 290 l
- Net Fridge Volume : 215 l
- Net Freezer Volume : 75 l
- Annual Energy Consumption: 184 kWh/a
- Noise Level : 34 dB , EU19\_Noise emission class\_D: B
- Temperature rise time : EU19\_Temperature rise time\_D: 11 H
- Freezing capacity 24h : 8 kg
- 220 - 240 V
- EU19\_EEK\_D: D
- EU19\_Fast freezer facility\_D
- Based on the results of the standard 24-hour test. Actual consumption depends on usage/position of the appliance.

#### **Dimension and installation**

- easy Installation

## Series 4, Built-in fridge-freezer with freezer at bottom, 193.5 x 55.8 cm, flat hinge KIN96VFD0



### Maximal permissible weight of the unit fronts

Fitted unit fronts that exceed the permissible weight may cause damage and result in functional impairment of the hinges

$\Delta$ : Weight

A: Appliance door height including hinges in mm

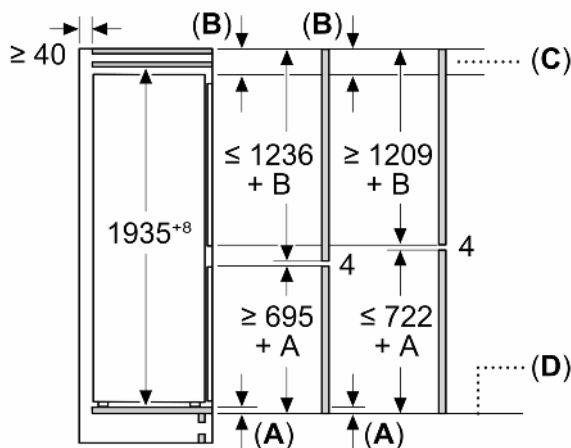
B: Undamped hinge, unit front in kg

C: Damped hinge, unit front in kg

D: Additional possible load in kg with heavy load kit

A	B	C	D
1500-1750	22	22	
720-1400	19	19	
A1	15	19	B+5 / C+5
A2	15	19	

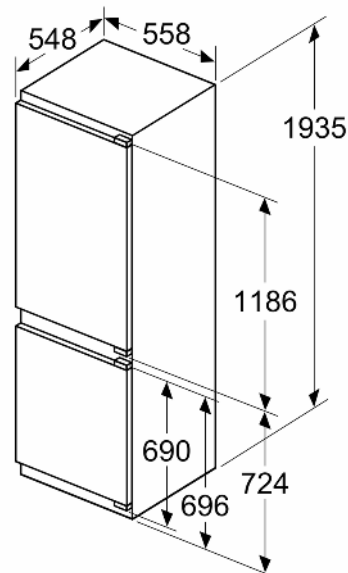
### Measurements in mm



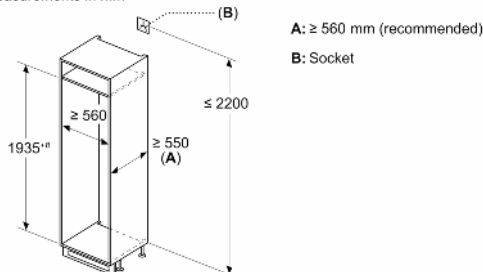
C: Front panel overhang

D: Lower edge of front panel

### Measurements in mm

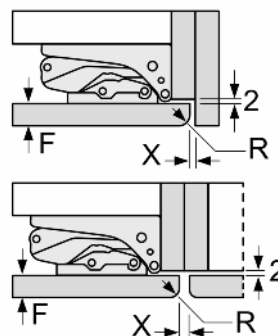


### Measurements in mm



### measurements in mm

### Recommended gap dimensions for flat hinges



F	R	X
16-19	0-3	2.5
20	0-1	3
	2-3	2.5
21	0-1	3
	2-3	2.5
22	0	4
	1	3.5
	2-3	3

The gap dimensions recommended in the table must be adhered to in order to ensure that appliance doors do not collide with anything when they are opened, and to avoid causing damage to kitchen units. 17