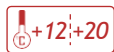
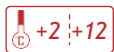


# FRIGO VINI

## WINE COOLER



### S-W2 WINE CELLAR 2T 46B SIRIUS

Frigo vini ventilato doppia zona di temperatura.  
 Ventilated dual zone temperature wine cooler.

#### Capienza / Capacity

#### S-W2 2T 46B SIRIUS

Bottiglia cl. 75 / Bottle cl. 75

46


Dati indicativi e variabili a seconda dei diversi packaging / Variable data depending on the different packaging



Bordolese



Alsaziana



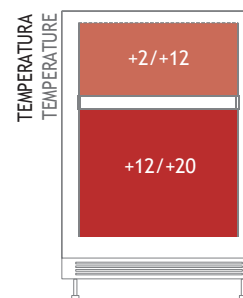
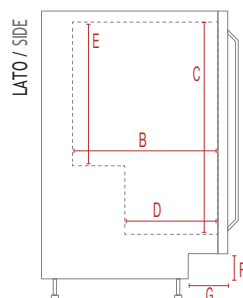
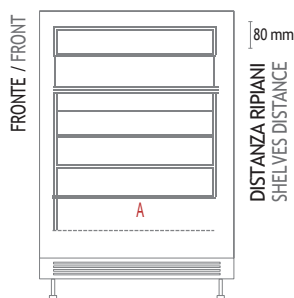
Porta full glass con gola  
 vertical nascosta  
 Full glass door with  
 vertical groove  
 (handleless)



Touch control with  
 LCD Display



Mensole in legno con guide telescopiche  
 Wooden shelves with telescopic guides



Dimensioni mm / Dimensions mm	S-W2 2T 46B SIRIUS
Dimensioni Esterne (LxPxH) / External Dimensions (WxDxH)	595 x 581 x 820
Dimensioni Imballo (LxPxH) / Packaging Dimensions (WxDxH)	660 x 625 x 870
A - Larghezza / Width	510
B - Profondità / Depth	445
C - Altezza / Height	650
D - Profondità Min. / Min. Depth	305
E - Altezza Min. / Min. Height	550
F - Altezza griglia / Grid Height	77
G - Profondità griglia / Grid Depth	100

Caratteristiche Tecniche / Technical Features	S-W2 2T 46B SIRIUS
Temperatura / Temperature Range	+2 °C / +12 °C +12 °C / +20 °C
Classe Climatica / Climate Class	4
Volume Netto-Lordo / Net-Gross Volume	Lt. 133 / 143
Superficie Esterna Body	Acciaio laminato a freddo Cold-roll steel plate
Porta Door	Vetro nero senza cornice Black full glass
Superficie Interna / Inner Liner	ABS
Termostato Thermostat	Elettronico / Electronic Touch screen with LCD display
Rumorosità / Noise level	dB 38
Spessore isolamento / Insulation thickness	mm 45
Sbrinatorio / Defrost	Automatico / Automatic
Illuminazione / Lighting	Luce Led 4000 k - Funzione accensione luce a porta chiusa + Accensione automatica all'apertura della porta. / Led light 4000 k - Light switch-on function when the door is closed + Automatic switch-on when the door is opened.
Reversibilità porta / Reversible door	Si / Yes
Mensole in legno di Faggio ad estrazione a cassetto (LxP) Removable Beech wooden shelves (WxD)	N° 5 - mm 480 x 445
Ruote-Piedi / Castors-Feet	4 Piedi regolabili / 4 Adjustable Feet H max 77 mm
Peso Netto-Lordo / Net-Gross Weight	Kg 45 / 49
Voltaggio / Voltage	V 220-240
Frequenza / Frequency	Hz 50
Refrigerante / Refrigerant	R600A
Assorbimento / Absorption	W 95
Consumo Energia / Energy Consumption	KwH/24H 0,385

# FRIGO VINI WINE COOLER

