

Series 2, built-in fridge-freezer with freezer at bottom, 193.5 x 69.1 cm, sliding hinge KBN96NSE0



KSZGGM00 Butter box

Built-in fridge freezer with XXL capacity and VitaFresh <0°C>: big boost in fridge capacity and ideal storage conditions for all your food.

- **Door Open Alarm:** Reminds you if the door is not closed properly.
- **Safety glass shelves:** Safe storage of your precious food thanks to particularly stable and shatterproof.
- **2 Cooling Systems:** separately controllable refrigerator and freezer compartments

Energy Efficiency Class (Regulation (EU) 2017/1369):	E
Average annual energy consumption in kilowatt hour per year (kWh/a):	256 kWh/annum
Sum of volume of frozen compartments:	98 l
Sum of volume of chill compartments:	285 l
Airborne acoustical noise emissions :	34 dB(A) re 1 pW
Airborne acoustical noise emission class:	B
Built-in / Free-standing:	Built-in
Number of compressors:	1
Number of independent cooling systems:	2
Width of the appliance:	691 mm
Height:	1935 mm
Depth of the product:	548 mm
Net weight:	65.3 kg
Required niche size for installation (HxWxD):	1940x710x560 mm
Door panel options:	Not possible
Door hinge:	Right reversible
Number of Adjustable Shelves in fridge compartment:	3
Shelves for Bottles:	No
Frost free system:	Freezer
Interior ventilator:	No
Reversible Door Hinge:	Yes
Length electrical supply cord:	230 cm
Multi-Flow Air Tower:	No
Fast cooling switch:	Yes
Fast freezing function:	Yes
Temperature Controlled Drawer:	No
Humidity Control Drawer:	No
Number of Door Bins - Refrigerator:	4
Door bin adjustability - Refrigerator:	Yes
Tilt-out door bins in fridge:	No
Gallon wide door bins:	Yes
Number of Gallon storage:	1
Motorized Shelf:	No
Material of the shelves:	Safety glass
Door opened indicator freezer:	Yes
Automatic motor-driven ice-maker:	No
Fuse protection:	10 A
Voltage:	220-240 V
Frequency:	50 Hz
Storage Period in Event of Power Failure (h):	12 h
Door panel options:	Not possible
ENERGY STAR® certified:	No
Plug type:	Gardy plug w/ earthing
Required cutout/niche size for installation (in):	x
Dimensions of the packed product:	79.52 x 30.31 x 25.19
Net weight:	144.000 lbs
Gross weight:	158.000 lbs



Series 2, built-in fridge-freezer with freezer at bottom, 193.5 x 69.1 cm, sliding hinge KBN96NSE0

Built-in fridge freezer with XXL capacity and VitaFresh <0°C>: big boost in fridge capacity and ideal storage conditions for all your food.

- Based on the results of the standard 24-hour test. Actual consumption depends on usage/position of the appliance.

Environment and Safety

Installation

General Information

- Without Illumination

- NoFrost, Built-in-refrigerator 2-door, Bottom Fre

Performance and consumption

- EU19_EEK_D: E
- Total Volume : 383 l
- Net Fridge Volume : 285 l
- Net Freezer Volume : 98 l
- Annual Energy Consumption: 256 kWh/a
- Noise Level : 34 dB

Design and Styling

- LED with Soft Start in fridge section
- Built-in-refrigerator 2-door, Bottom Fre

Convenience & Safety

- NoFrost - never again defrosting!
- yes
- Home Connect Home Connect enabled via WLAN
- Remote Monitoring and Control, iService Remote
- Separate, electronic temperature control, LED indicators
- Two Cooling Systems
- Super Cooling: automatic deactivation
- acoustic for Fridge and Freeze, acoustic for Fridge door, Optical and acoustic door open warning system
- Automatic defrost in fridge section

Fridge Compartment

- 5 safety glass shelves of which 4 are height adjustable
- 1 door shelf large, 3 door shelf small

Freshness System

Freezer Section

- Freezing capacity 24h : 9.5 kg
- Temperature rise time : 12 H
- 3 transparent freezer drawers

Dimensions

- Dimensions (H x W x D): 193.5 cm x 69.1 cm x 54.8 cm
- Niche Dimension (H x W x D): 194.0 cm x 71.0 cm x 56.0 cm

Technical Information

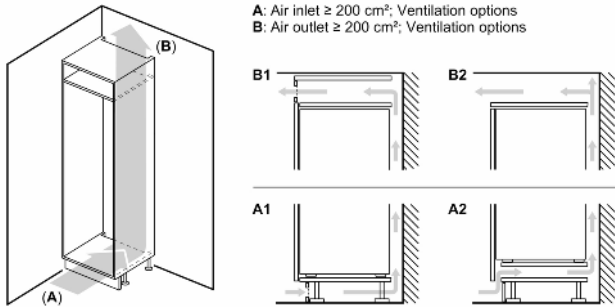
- Door right hinged, reversible
- Height adjustable front feet
- Climate Class: SN-ST
- Nominal voltage: 220 - 240 V

Accessories

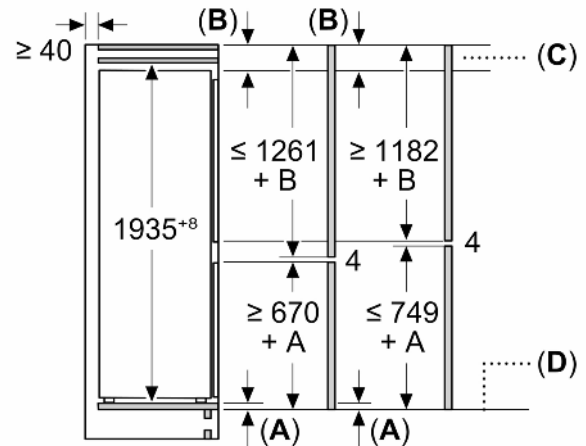
- ice cube tray

Country Specific Options

**Series 2, built-in fridge-freezer with
freezer at bottom, 193.5 x 69.1 cm,
sliding hinge
KBN96NSE0**



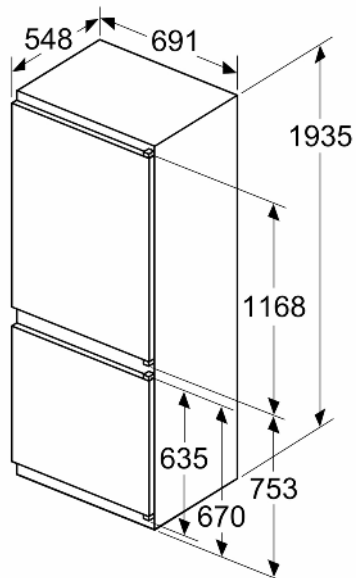
Measurements in mm



C: Front panel overhang

D: Lower edge of front panel

Measurements in mm



Measurements in mm

